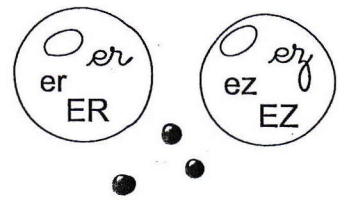








[e]



1. J'écris le numéro du mot à côté du dessin.

1 : un escalier			
2 : un nez			
3 : un cahier			
4 : un panier			
5 : un sanglier			
6 : un palmier			

2. J'écris les mots dans le tableau.

le boucher, le bétail, assez, cher, un passager, vous commencent, le nez, un panier

-er	-ez

3. Je lis les mots et j'entoure les noms de métiers.

- un pâtissier
- une bouche
- un infirmier
- un pompier
- une bouche
- un charcutier
- du papier
- un jardinier
- un nez
- un fermier

4. Je complète la grille en utilisant les mots de l'exercice 1.

A crossword grid with the following structure:

- Row 1: 2 empty cells, followed by a 7-cell horizontal word starting with a hand icon.
- Row 2: 1 empty cell, followed by a 6-cell horizontal word starting with a book icon.
- Row 3: 1 empty cell, followed by a 6-cell horizontal word starting with a book icon.
- Row 4: 1 empty cell, followed by a 6-cell horizontal word starting with a book icon.
- Row 5: 1 empty cell, followed by a 6-cell horizontal word starting with a book icon.
- Row 6: 1 empty cell, followed by a 6-cell horizontal word starting with a book icon.
- Row 7: 1 empty cell, followed by a 6-cell horizontal word starting with a book icon.
- Row 8: 1 empty cell, followed by a 6-cell horizontal word starting with a book icon.
- Row 9: 1 empty cell, followed by a 6-cell horizontal word starting with a book icon.
- Row 10: 1 empty cell, followed by a 6-cell horizontal word starting with a book icon.